



Wheatsheaf Walk Proposals Consultation: Summary report

This report was created on Monday 30 September 2019 at 14:21.

The consultation ran from 05/08/2019 to 27/08/2019.

Contents

Question : Wheatsheaf Walk: Preferred option	2
Question : How would you describe Wheatsheaf Walk as it is today? (Please provide your comments)	2
Please provide your comments:	2
Question : What do you mainly use Wheatsheaf Walk for?	2
Use of Wheatsheaf Walk	2
Question : How long do you usually spend in Wheatsheaf Walk?	2
How long?	2
Question : How would you like the space to be used in the future?	2
Please provide your comments:	2
Question : Are you supportive of a scheme to enhance the space and create a new public square for Ormskirk?	2
Are you supportive?	2
Please give a reason for your answer:	3
Question : Are you likely to spend more time in Wheatsheaf Walk once the improvements have been made?	3
more time	3
Question : The preferred option for a new square would be to remove the pagoda and open up the space making the businesses and the space more visible and inviting. Are you supportive of this proposal?	3
removal of the pagoda	3
If you are supportive please specify why	3
Question : An alternative option is to retain the pagoda and enhance the space behind it. If this is your preferred option please tell us:	3
Why this is your preferred option:	3
What do you believe the pagoda could be used for?	3
What benefits you feel there are to keeping the pagoda:	3
Question : Are there elements of the scheme that you particularly like or dislike?	4
Please provide your comments:	4
Question : Do you have any comments to make in relation to the design or the proposed materials?	4
Please provide your comments:	4
Question : Are there any additional improvements you would like to see included in these proposals?	4
Please provide your comments:	4
Question : Have you any mobility issues that may impact how you use the space? E.g. The need for level surfaces.	4
Please provide your comments:	4
Question : The proposals include a number of specific improvements. We would like to gain a better understanding of what you believe are the most valuable improvements. Using the rating scales below, please rank each of the following in terms of how important they are to you. (1-Low, 5-High)	4
enhancement - Creating a greater visibility of the businesses on Wheatsheaf Walk	4
enhancement - Creating an enhanced space where visitors can linger	5
enhancement - Making the Wheatsheaf Walk motif embedded in the pavement easier to see	5
enhancement - Providing level access the width of the square	6
enhancement - The provision of additional seating	6
enhancement - The provision of enhanced lighting	7
enhancement - The introduction of a new 'feature' tree	7
Question : What are your main reasons for visiting Ormskirk?	8
Please list reasons:	8
Question : How far do you travel to get to Ormskirk?	8
Distance	8
Question : How do you travel to Ormskirk?	8
Travel	8
If Other please provide details	9
Question : What shops and services do you use in Ormskirk?	9
Please list	9
Question : How often do you visit Ormskirk town centre?	9



How often you visit	9
Question : Privacy Notice	9
What is your name?	9
What is your email address?	9
Have you read our privacy notice and do you consent to providing your details?	9

Question : Wheatsheaf Walk: Preferred option

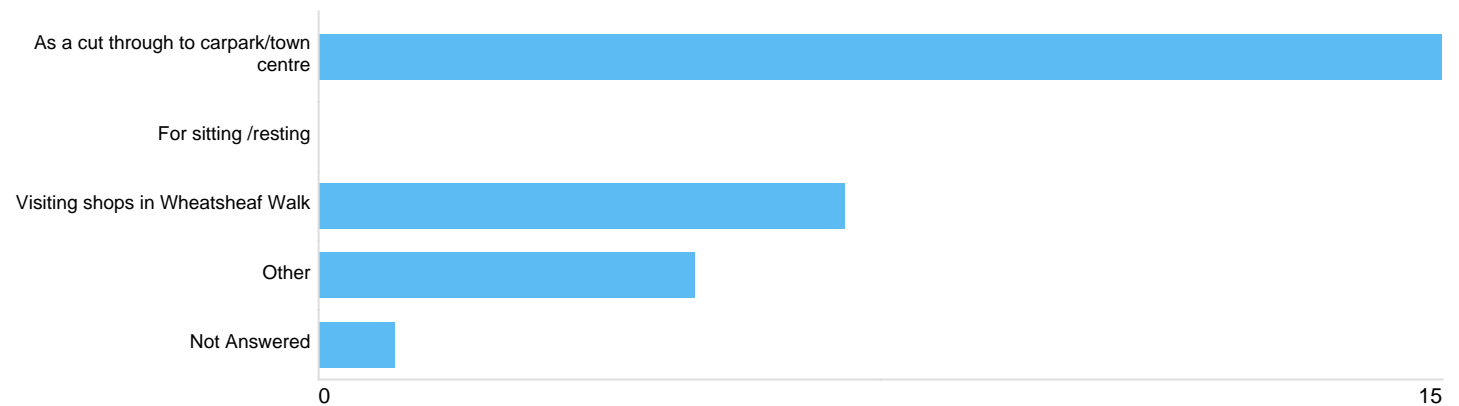
Question : How would you describe Wheatsheaf Walk as it is today? (Please provide your comments)

Please provide your comments:

There were **27** responses to this part of the question.

Question : What do you mainly use Wheatsheaf Walk for?

Use of Wheatsheaf Walk



Option	Total	Percent
As a cut through to carpark/town centre	15	53.57%
For sitting /resting	0	0%
Visiting shops in Wheatsheaf Walk	7	25.00%
Other	5	17.86%
Not Answered	1	3.57%

Question : How long do you usually spend in Wheatsheaf Walk?

How long?

There were **18** responses to this part of the question.

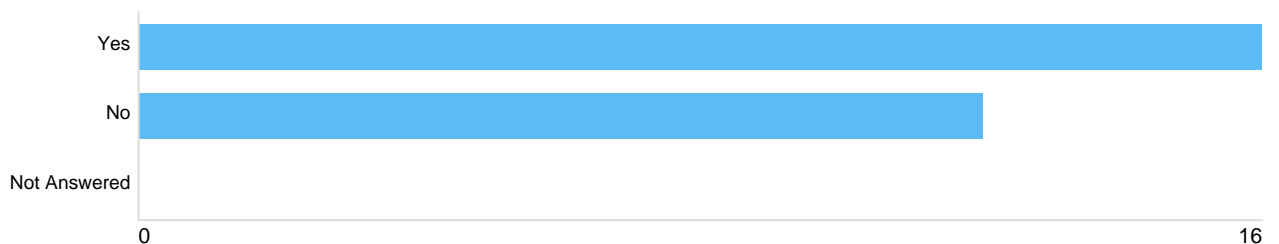
Question : How would you like the space to be used in the future?

Please provide your comments:

There were **27** responses to this part of the question.

Question : Are you supportive of a scheme to enhance the space and create a new public square for Ormskirk?

Are you supportive?



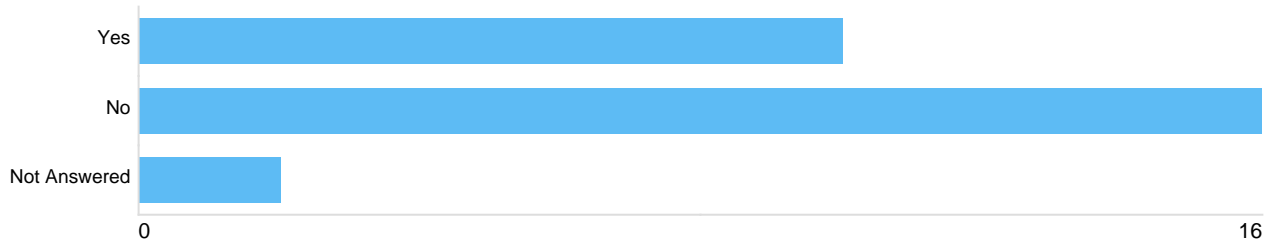


Option	Total	Percent
Yes	16	57.14%
No	12	42.86%
Not Answered	0	0%

Please give a reason for your answer:

There were **23** responses to this part of the question.

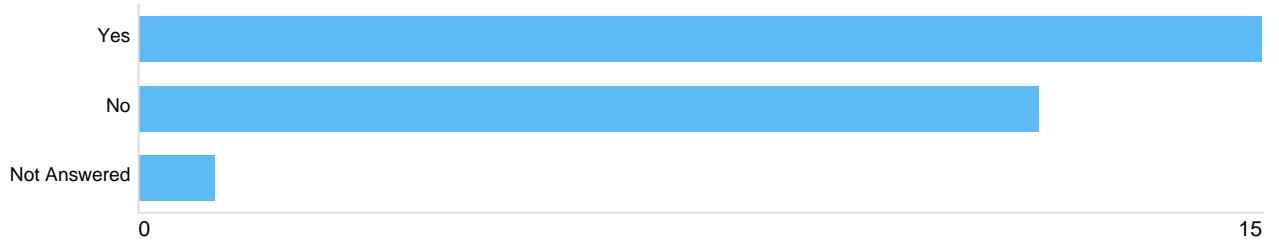
**Question : Are you likely to spend more time in Wheatsheaf Walk once the improvements have been made?
more time**



Option	Total	Percent
Yes	10	35.71%
No	16	57.14%
Not Answered	2	7.14%

Question : The preferred option for a new square would be to remove the pagoda and open up the space making the businesses and the space more visible and inviting. Are you supportive of this proposal?

removal of the pagoda



Option	Total	Percent
Yes	15	53.57%
No	12	42.86%
Not Answered	1	3.57%

If you are supportive please specify why

There were **17** responses to this part of the question.

Question : An alternative option is to retain the pagoda and enhance the space behind it. If this is your preferred option please tell us:

Why this is your preferred option:

There were **12** responses to this part of the question.

What do you believe the pagoda could be used for?

There were **11** responses to this part of the question.

What benefits you feel there are to keeping the pagoda:

There were **10** responses to this part of the question.



Question : Are there elements of the scheme that you particularly like or dislike?

Please provide your comments:

There were 12 responses to this part of the question.

Question : Do you have any comments to make in relation to the design or the proposed materials?

Please provide your comments:

There were 11 responses to this part of the question.

Question : Are there any additional improvements you would like to see included in these proposals?

Please provide your comments:

There were 20 responses to this part of the question.

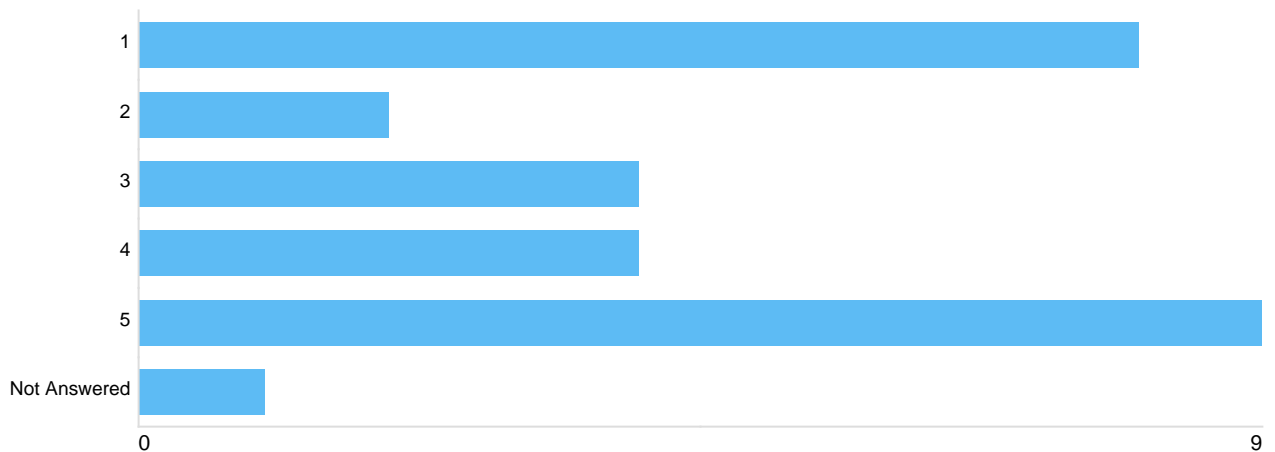
Question : Have you any mobility issues that may impact how you use the space? E.g. The need for level surfaces.

Please provide your comments:

There were 10 responses to this part of the question.

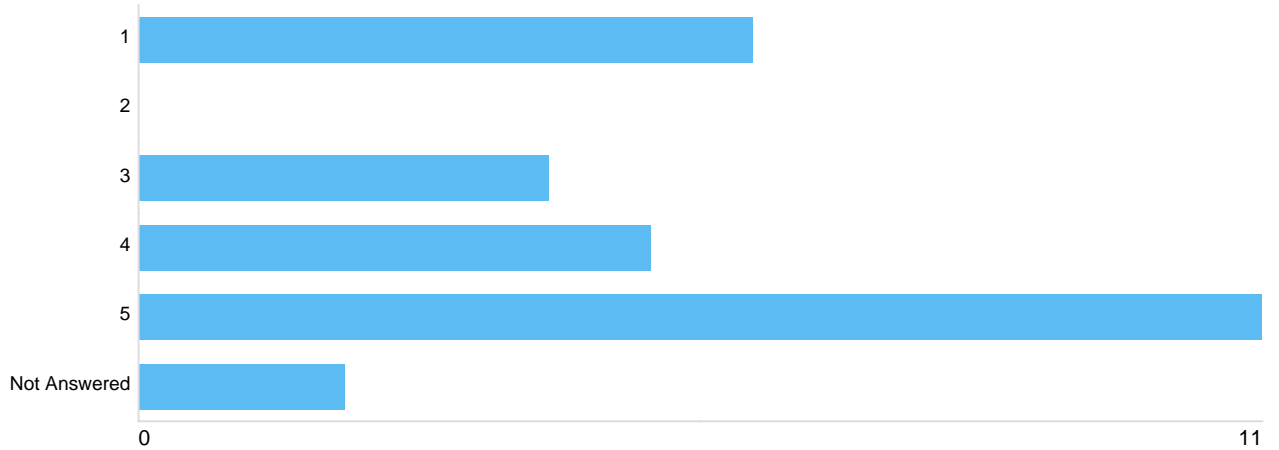
Question : The proposals include a number of specific improvements. We would like to gain a better understanding of what you believe are the most valuable improvements. Using the rating scales below, please rank each of the following in terms of how important they are to you. (1-Low, 5-High)

enhancement - Creating a greater visibility of the businesses on Wheatsheaf Walk



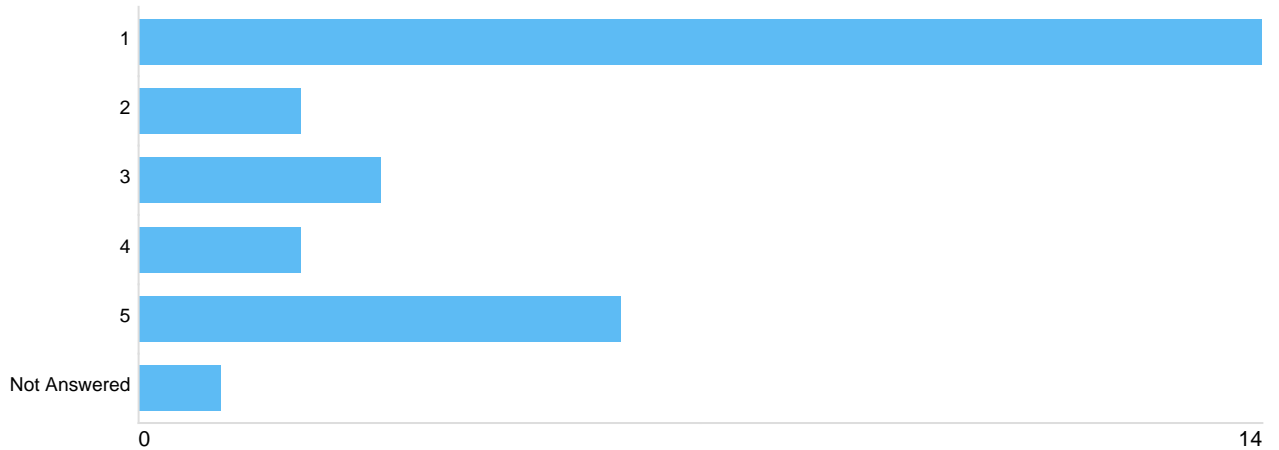
Option	Total	Percent
1	8	28.57%
2	2	7.14%
3	4	14.29%
4	4	14.29%
5	9	32.14%
Not Answered	1	3.57%

enhancement - Creating an enhanced space where visitors can linger



Option	Total	Percent
1	6	21.43%
2	0	0%
3	4	14.29%
4	5	17.86%
5	11	39.29%
Not Answered	2	7.14%

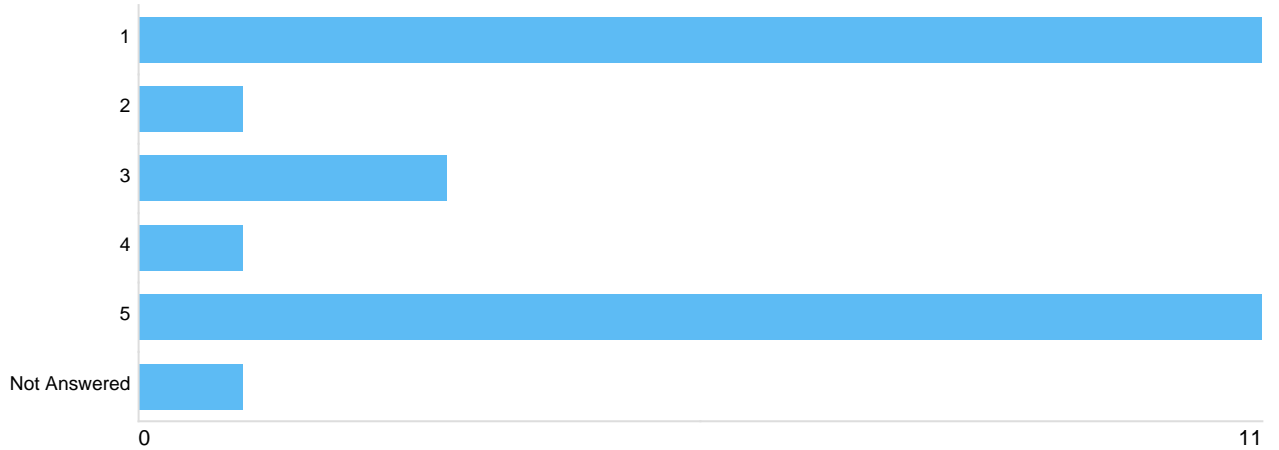
enhancement - Making the Wheatsheaf Walk motif embedded in the pavement easier to see





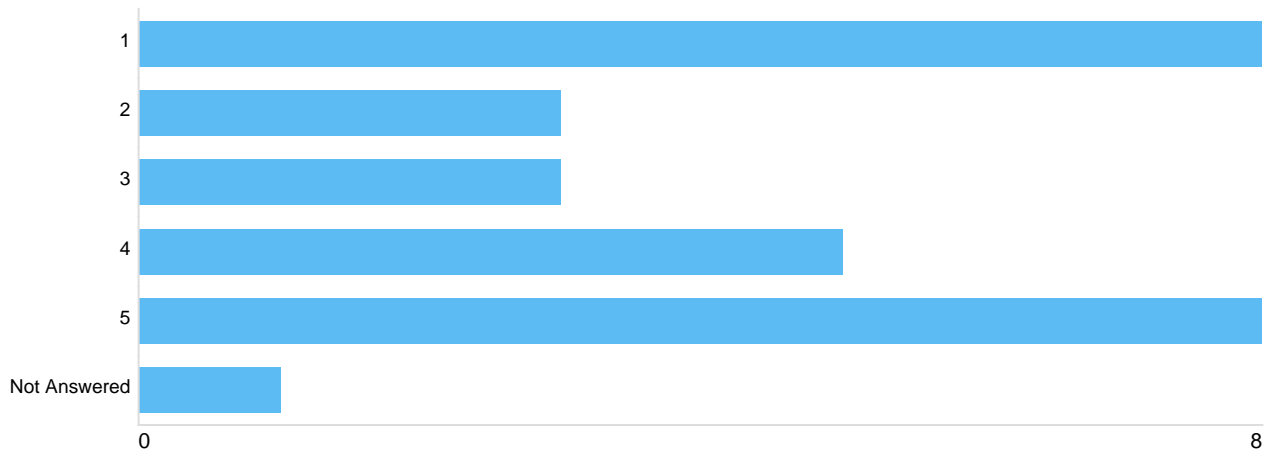
Option	Total	Percent
1	14	50.00%
2	2	7.14%
3	3	10.71%
4	2	7.14%
5	6	21.43%
Not Answered	1	3.57%

enhancement - Providing level access the width of the square



Option	Total	Percent
1	11	39.29%
2	1	3.57%
3	3	10.71%
4	1	3.57%
5	11	39.29%
Not Answered	1	3.57%

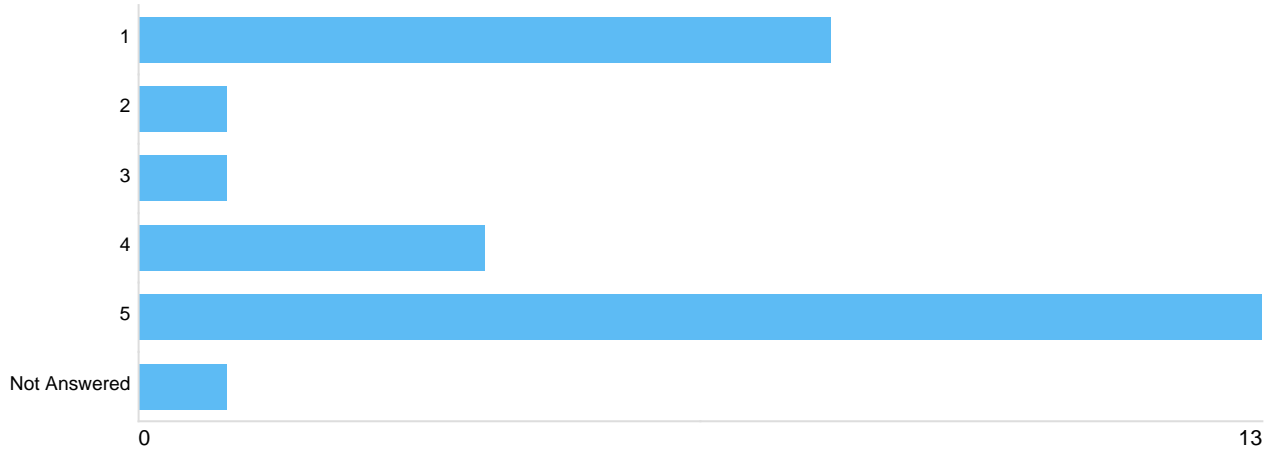
enhancement - The provision of additional seating





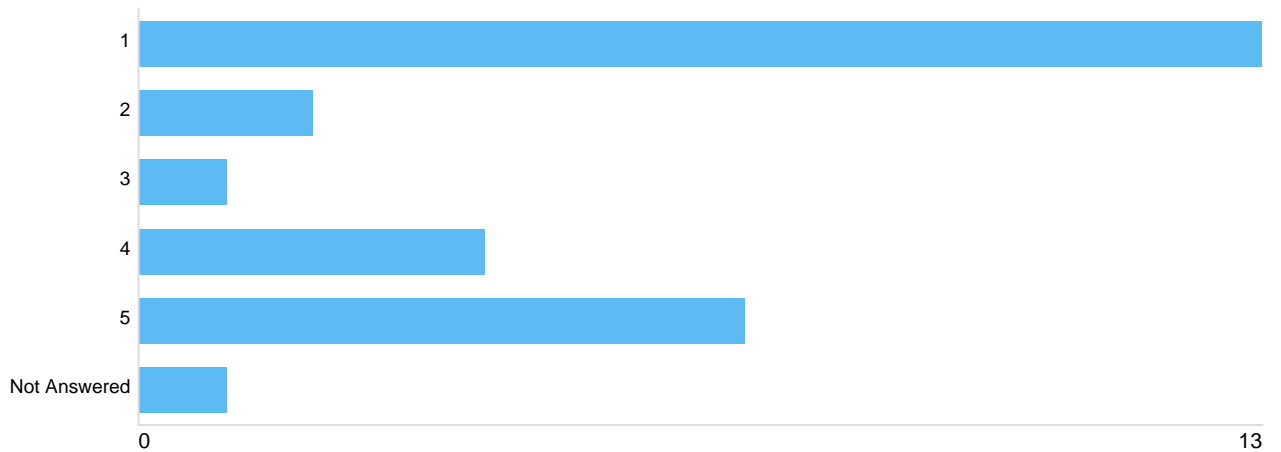
Option	Total	Percent
1	8	28.57%
2	3	10.71%
3	3	10.71%
4	5	17.86%
5	8	28.57%
Not Answered	1	3.57%

enhancement - The provision of enhanced lighting



Option	Total	Percent
1	8	28.57%
2	1	3.57%
3	1	3.57%
4	4	14.29%
5	13	46.43%
Not Answered	1	3.57%

enhancement - The introduction of a new 'feature' tree





Option	Total	Percent
1	13	46.43%
2	2	7.14%
3	1	3.57%
4	4	14.29%
5	7	25.00%
Not Answered	1	3.57%


Question : What are your main reasons for visiting Ormskirk?

Please list reasons:

There were **26** responses to this part of the question.

Question : How far do you travel to get to Ormskirk?

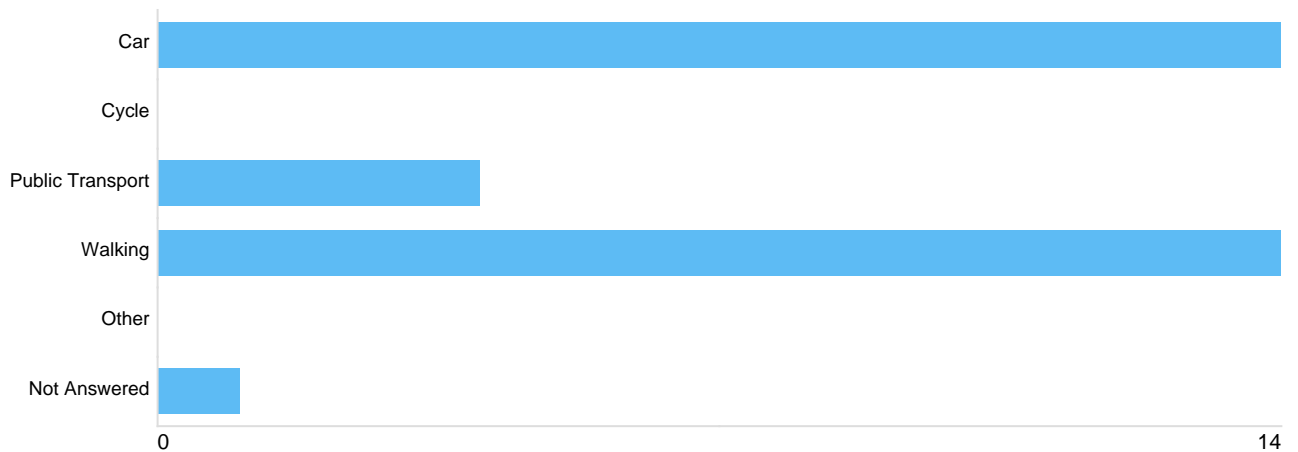
Distance



Option	Total	Percent
0-5 miles	24	85.71%
5-10 miles	2	7.14%
10-15 miles	1	3.57%
15+ miles	0	0%
Not Answered	1	3.57%

Question : How do you travel to Ormskirk?

Travel





Option	Total	Percent
Car	14	50.00%
Cycle	0	0%
Public Transport	4	14.29%
Walking	14	50.00%
Other	0	0%
Not Answered	1	3.57%

If Other please provide details

There were 0 responses to this part of the question.


Question : What shops and services do you use in Ormskirk?

Please list

There were 24 responses to this part of the question.

Question : How often do you visit Ormskirk town centre?

How often you visit



Option	Total	Percent
Daily	8	28.57%
3-4 times a week	7	25.00%
1-2 times a week	11	39.29%
Monthly	1	3.57%
Less frequently	0	0%
Not Answered	1	3.57%

Question : Privacy Notice

What is your name?

There were 15 responses to this part of the question.

What is your email address?

There were 14 responses to this part of the question.

Have you read our privacy notice and do you consent to providing your details?





Option	Total	Percent
Yes	28	100.00%
No	0	0%