



Role and function of the Community Safety Partnership

Paul Charlson
Environmental Health Manager

Overview

- ❑ The Community Safety Partnership (CSP) Vision
- ❑ CSP Partners
- ❑ How the CSP is funded
- ❑ What the CSP delivers
- ❑ Covid 19 - Community Safety Team adapted delivery
- ❑ An overview of crime figures



The CSP Vision

To continue to ensure that West Lancashire remains a safe place to live, work and visit.



CSP Statutory Partners

The CSP is committed to multi-agency problem solving and delivering balanced and comprehensive solutions to tackle crime and disorder.

The CSP is made up from six responsible authorities including:

- ❑ West Lancashire Borough Council
- ❑ Lancashire County Council
- ❑ Lancashire Fire and Rescue
- ❑ Lancashire Constabulary
- ❑ The West Lancashire Clinical Commissioning Group
- ❑ The Probation Service
- ❑ Plus important contributions from other partner agencies



Summary of External Funding 2021/22

- ❑ £32,916 awarded - new Domestic Abuse Bill burdens funding – to employ part-time DA Coordinator
- ❑ £4,950 from LANPAC – Knife Crime Plays
- ❑ £2,400 from OPPC Hybrid Specialized Sirrus bicycles that will allow Police Neighbourhood Staff staff to cover more ground
- ❑ £1,000 from OPPC to support Night Time Economy Project with focus on staying safe in the Night Time Economy and Spiking Key Messages
- ❑ £1,000 matched funding from LANPAC for above



CSP Projects Delivered 2021/22

- Bright Sparx Action Plan Delivered - Overview to follow
- Welcome Week Action Plan Delivered
- New Work Stream – Co-ordination of Domestic Homicide Review
- PSPO for Pimbo Industrial Estate – Consultation
- CS Team worked in partnership with LCC to develop and agree the Lancashire Strategic Assessment and West Lancashire Local Profile
- The above documents will provide the evidence base for the refreshed Community Safety Partnership Plan 2022-2025




CS Team Adapted Delivery

- Merger of the Council led Local Priorities Group with Police led GENGA Group is now permanent – improved approach to tackling key priorities
- Meetings held monthly with excellent attendance and engagement. Held as an example of good practice with Chorley and SR looking to replicate approach
- Working with South Reducing Reoffending Board to develop the Supported the Integrated Offender Management Model (IOM) to manage the most problematic offenders. A Screening Panel is now established and there will be a renewed drive in 2022 to identify and nominate offenders to IOM
- Worked in partnership with LCC and the OPCC to launch a Lancashire Tactical Community Safety Lead Officer Meeting – with opportunities to share best practice



The Bright Sparx Plan

Developed in response to an increase in ASB over the bonfire period and is delivered by a range of partners including:



Evaluation Summary

- Letters and visits began 20 Oct 2021 by the local NHPT to known addresses
- PCSO's & LF&RS assisted with community action days - commissioned by CSP and managed by Clean and Green Team.
- Police advised having the Clean and Green team on duty during the evenings and supported by police - prevented any significant fires or disruption
- Police deployment plan, agreed and shared with all partners
- Place of safety (Youth Zone) – adapted by the Targeted Youth Support Team to include positive diversionary activities
- Police again reported was invaluable in terms of safeguarding young people with 67 YP engaging
- Event supported by range of partners including Wigan Athletic Community Trust and Birch Green Amateur Boxing Club



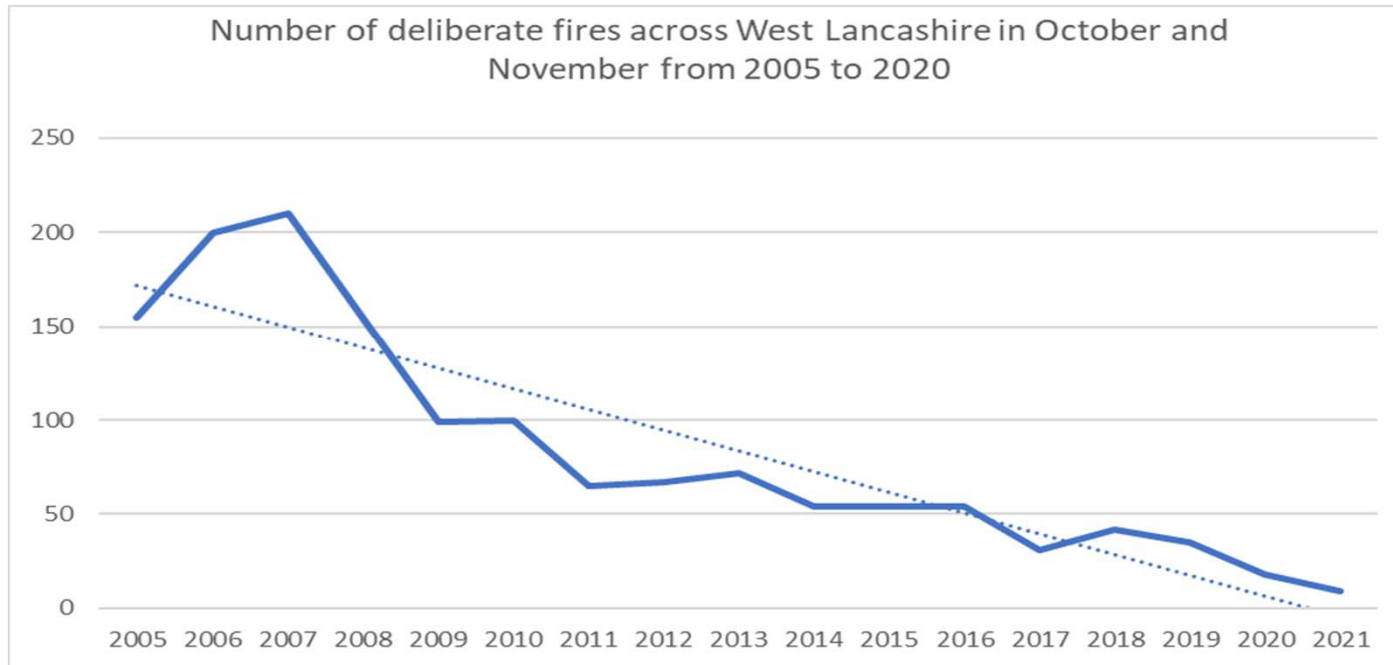
Evaluation Summary

- Feedback from the Public order commander – CCTV was invaluable to enable the safe implementation of the operation with live intel preventing much larger incidents.
- LF&RS created a Derelict building register in response to incidents at derelict buildings and shared with partners for proactive approach
- LF&RS delivered Bright Sparx presentation to school assemblies with 1770 students receiving the package from LF&RS
- The Clean and Green Team supervised the 6 Community Action Days with 122 tons of waste removed
- The day after Bonfire night the fire crew went out damping down 11 Bonfire sights and the clean up was then conducted by the Councils Clean and Green Team



Deliberate Fires

The graph shows a 16 year snap shot of the Number of Deliberate Fires recorded for the months of October & November

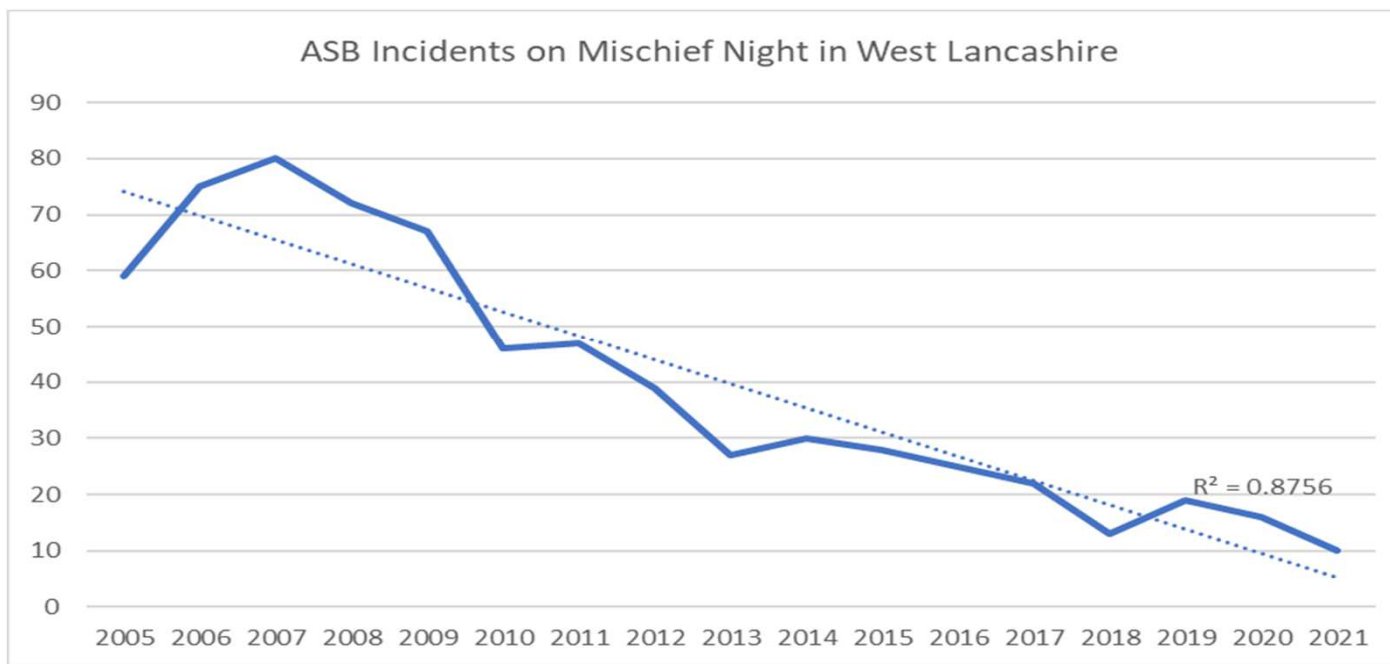


The downward trend continues into 2021 with the lowest number of deliberate fires recorded since 2005 at 9.



ASB

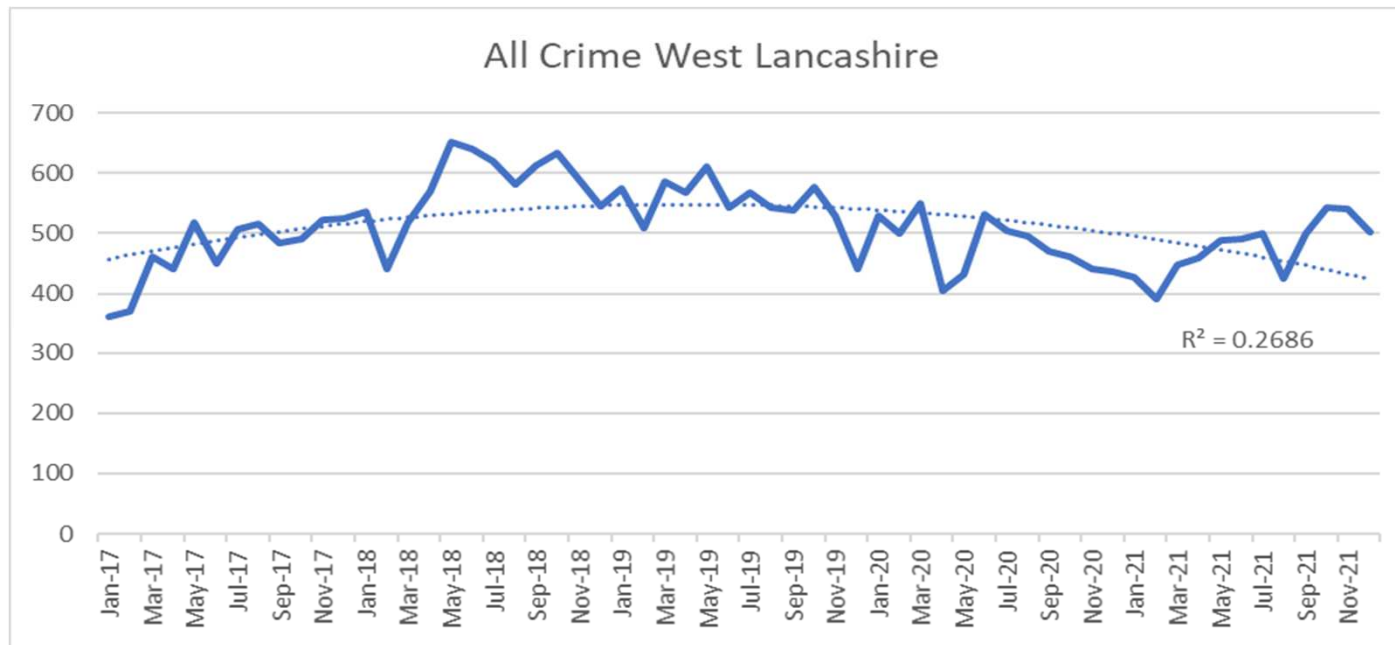
The graph shows a 16 year snap shot of ASB recorded by the police for Mischief Night (30th Oct).



The trendline reveals a significant reduction in ASB since the introduction of Bright Sparx and Go4IT. The last 4 calendar years have seen the lowest totals recorded since 2005.



All Crime WLCSP Area



Following a peak of 653 recorded offences in March 2018, the overall trend within the previous five calendar years is a downward one. In relation to 2021 figures however, following a low of 390 offences recorded during February 2021, a slight increased trend can be observed, with a peak of 543 recorded offences during October 2021.



*Data obtained from Lancashire Constabulary Crime Recording Systems

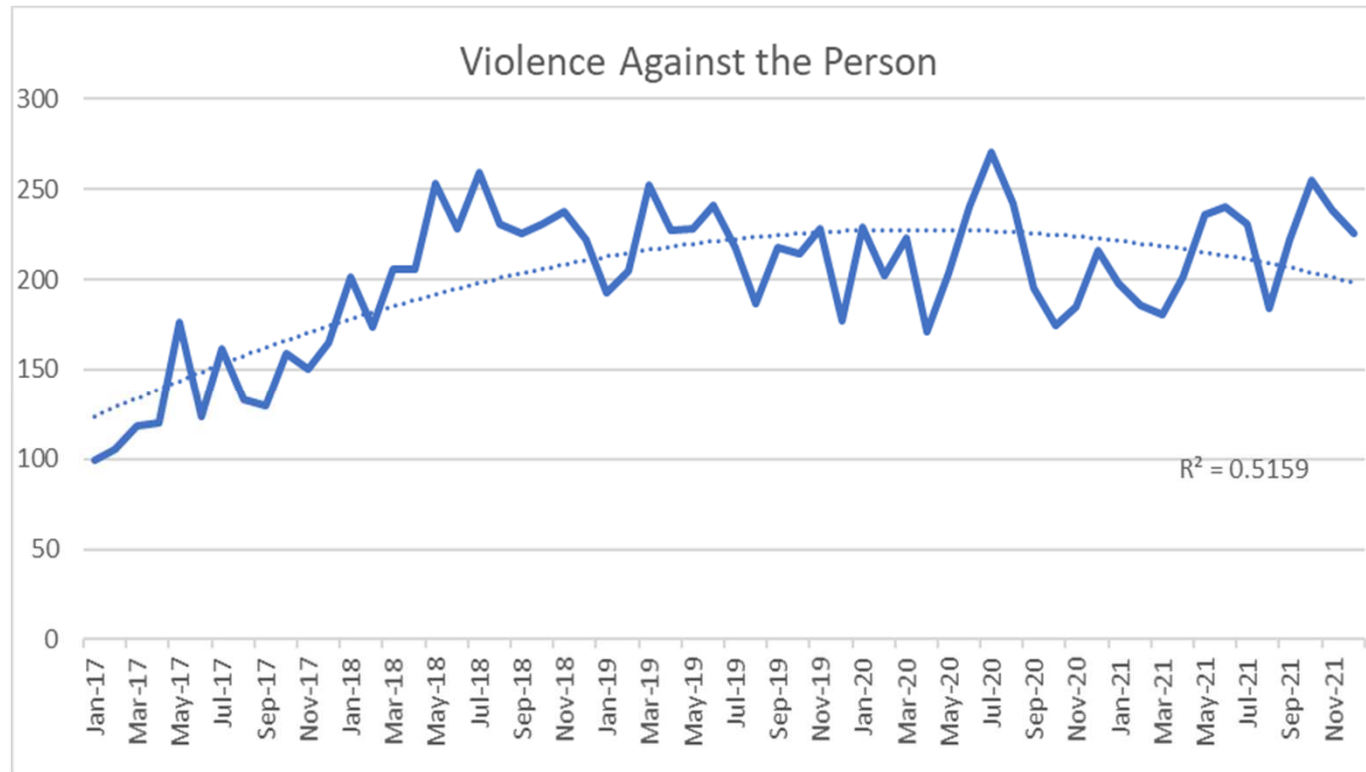
All Crime by CSP Area

CRIME	2017	2018	2019	2020	2021
East	42639	58388	51047	45151	48323
Blackburn w Darwen	13013	17918	16325	13744	15257
Burnley	9686	12633	10857	9947	10860
Hyndburn	7038	10138	8507	7686	8124
Pendle	6225	8581	7304	6824	6804
Ribble Valley	2302	2964	2631	2179	2276
Rossendale	4375	6154	5423	4771	5002
South	33267	42986	40339	34055	36563
Chorley	6613	7777	7632	6716	7121
Preston	15258	20636	19222	15642	17507
South Ribble	6047	8069	7218	6125	6514
West Lancashire	5349	6504	6267	5572	5421
West	40872	54060	48226	39861	43977
Blackpool	20404	27300	24038	19611	21981
Fylde	3812	5076	4752	3770	4338
Lancaster	10651	13629	12358	10107	10686
Wyre	6005	8055	7078	6373	6972

Over the last five calendar years, crime trends are similar across all districts within the Lancashire Force Area with a peak recorded during 2018. Although crimes across Lancashire showed a decrease trend following 2018 into 2020, 2021 subsequently recorded increases across the districts, although remain below the figures recorded during 2018. West Lancashire is the 4th lowest of the 14 CSP areas.



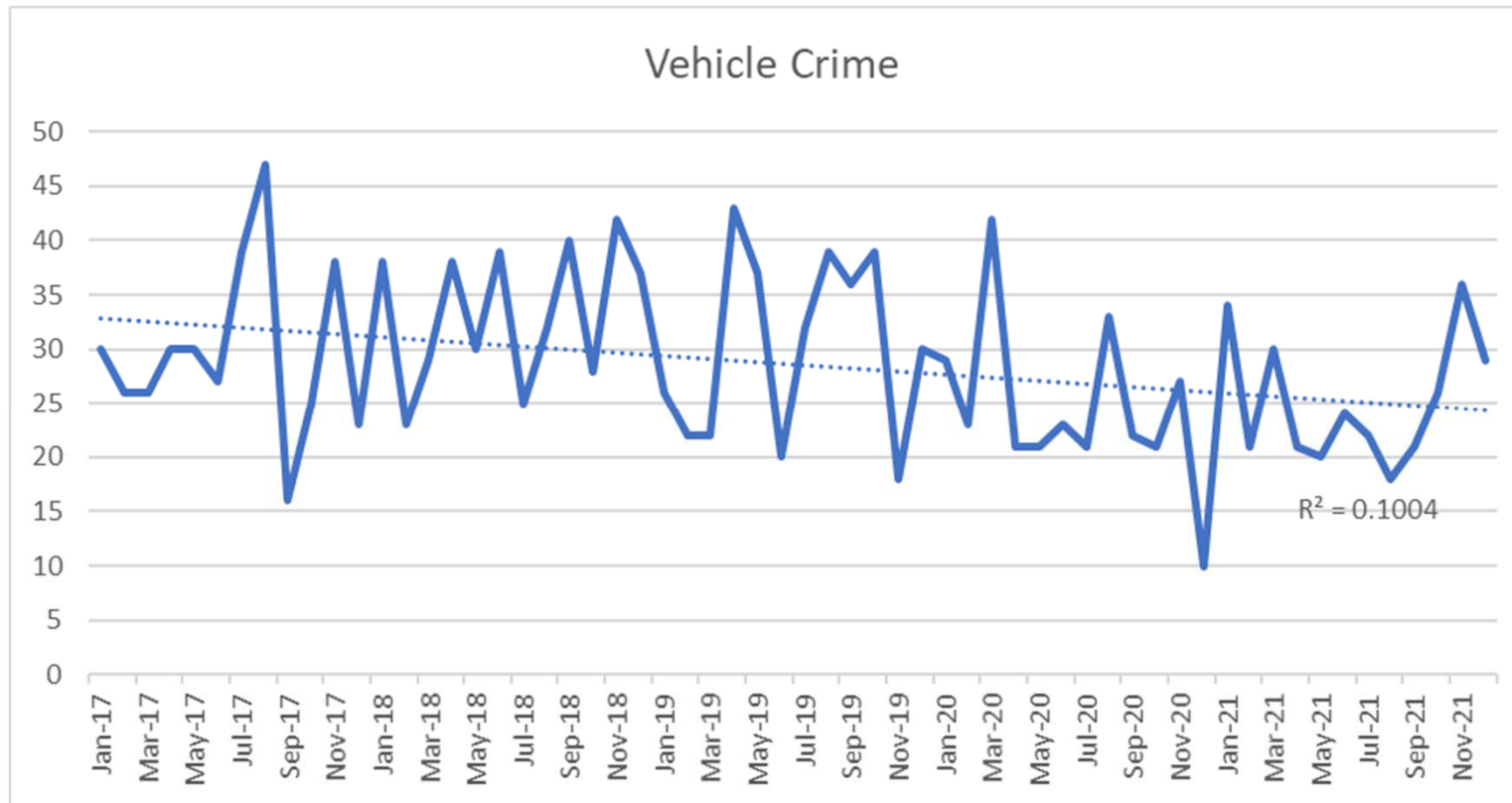
Violence Against the Person WLCSP Area



Violence Against the Person has seen an overall upward trend over the last five calendar years, with a slight downward curve observed following a peak of 271 offences recorded during July 2020. Overall Violence Against the person offences accounted for 43% of crime overall.



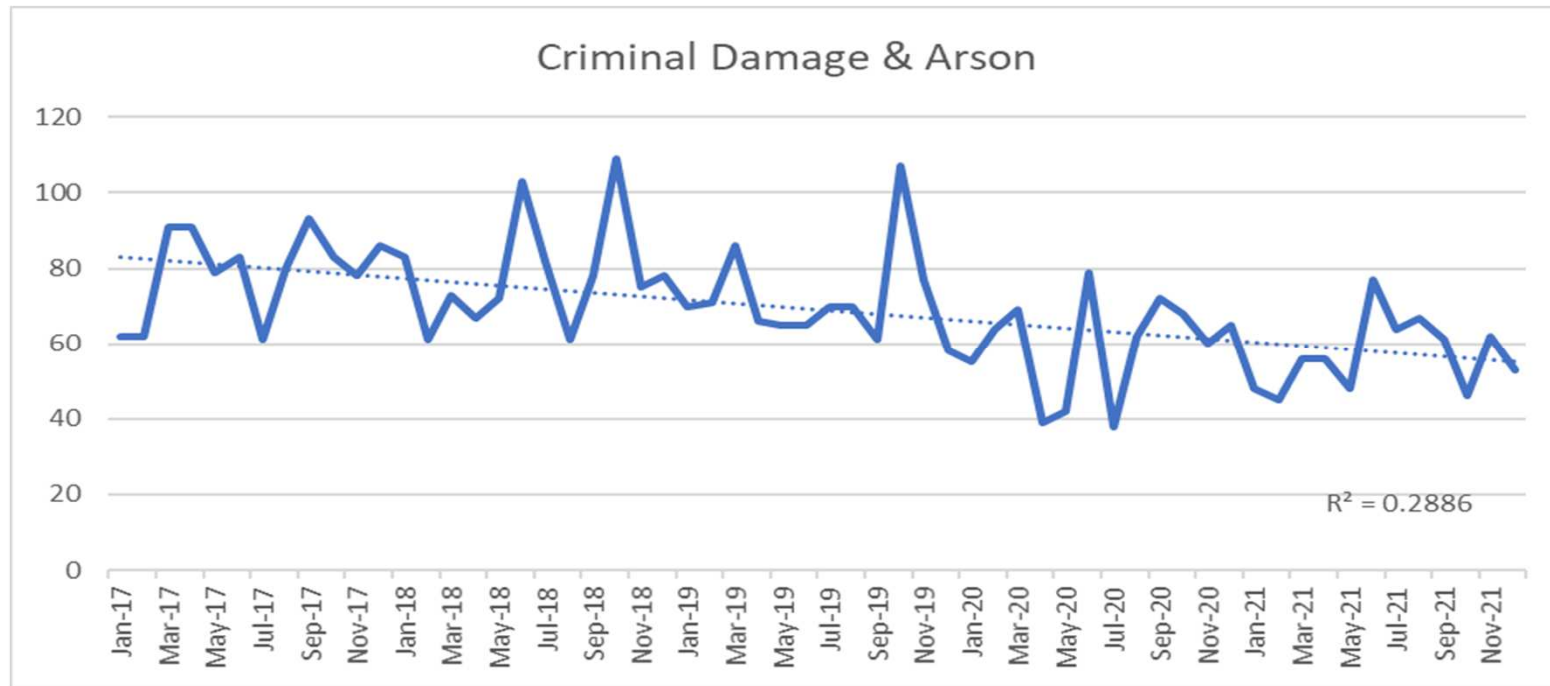
Vehicle Crime WLCSP Area



Recorded vehicle crime has been highly sporadic over the last five calendar years, however, overall reveals a downward trend. The number of recorded vehicle thefts has increased slightly compared to 117 recorded in 2020 to 125 offences during 2021.



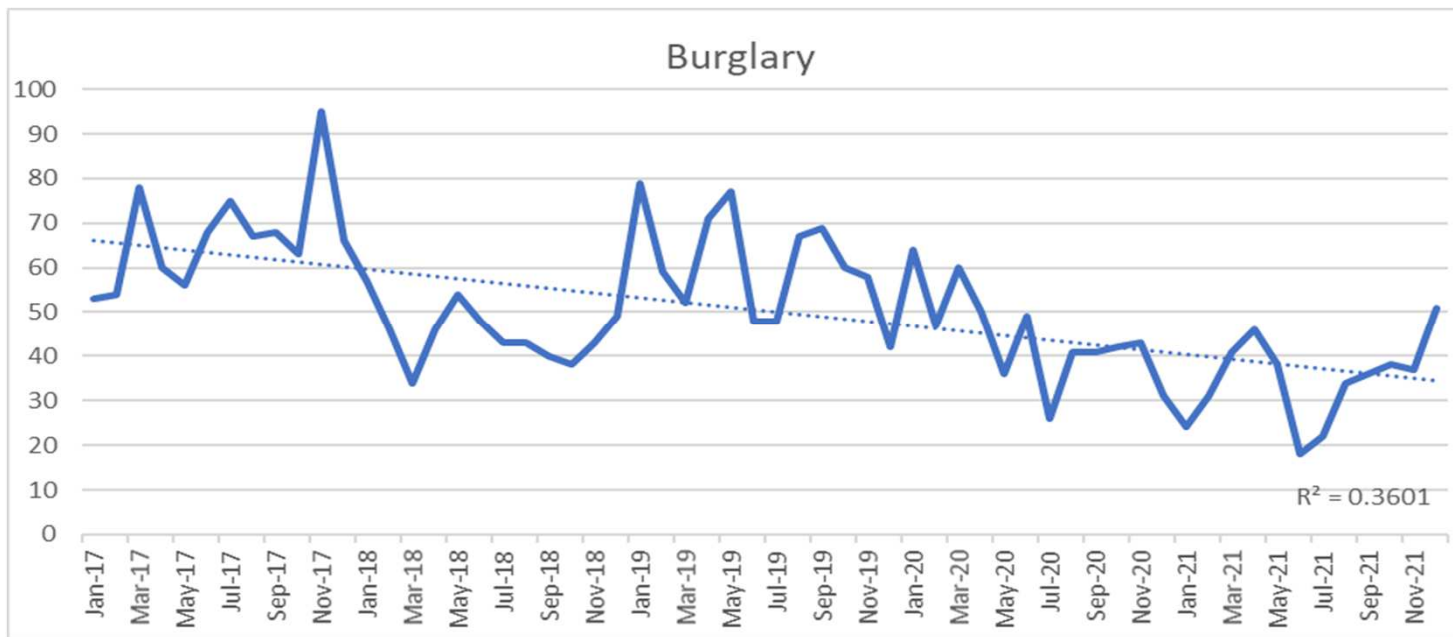
Criminal Damage & Arson WLCSP Area



Criminal Damage and Arson offences have been sporadic over the last five calendar years, recording an overall downward trend. Both Arson and Criminal damage offences recorded a year to date reduction in 2021 compared to 2020 figures. Arson figures remain low, accounting for 4.8% (n=33) of the offences recorded in 2021.



Burglary WLCSP Area



Over the last five calendar years a downward trend is observed for burglary offences with 2021 recording the lowest overall number of burglaries over the five-year period with 416 offences. The distribution between residential and commercial burglaries remains similar at around 70% and 30% respectively.



WLBC Contacts

community.safety@westlancs.gov.uk

Paul Charlson, Environmental Health Manager

Paul.Charlson@westlancs.gov.uk

01695 585246

Cliff Owens, Community Safety Officer

Clifford.Owens@westlancs.gov.uk

01695 585394

www.westlancs.gov.uk



Any Questions?

www.westlancs.gov.uk

